

描述 / Descriptions

TO-126F 塑封封装 NPN 半导体三极管。Silicon NPN transistor in a TO-126F Plastic Package.

特征 / Features

V_{CEO} 高,电流大,饱和压降低,有极好的放大特性,与 2SB631K 互补。

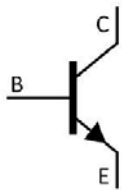
High V_{CEO} , high current, low $V_{CE(sat)}$ and good linearity of h_{FE} ; complementary pair with 2SB631K.

用途 / Applications

用于低频功率放大及中速开关。

Low frequency power amplifier, medium speed switching applications.

内部等效电路 / Equivalent Circuit



引脚排列 / Pinning



PIN1 : Emitter

PIN 2 : Collector

PIN 3 : Base

放大及印章代码 / h_{FE} Classifications & Marking

h_{FE} Classifications Symbol	D	E	F
h_{FE} Range	60~120	100~200	160~320

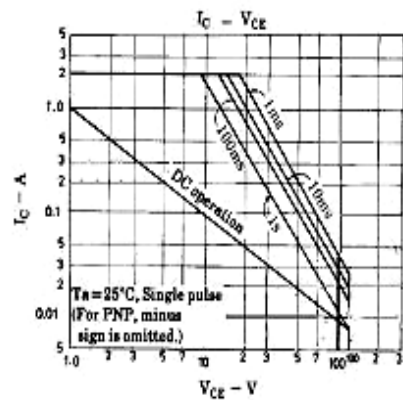
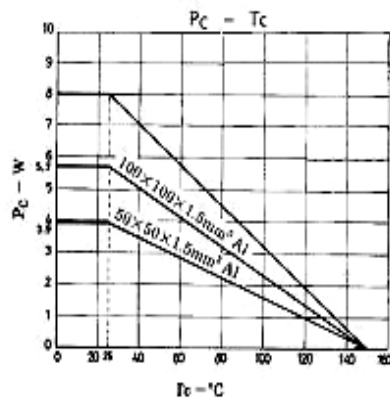
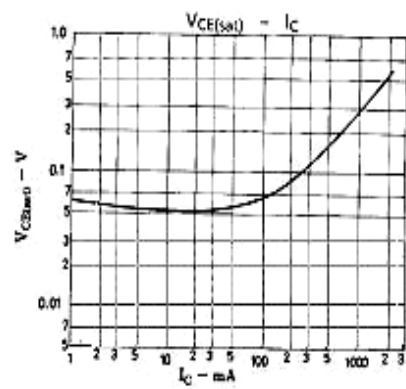
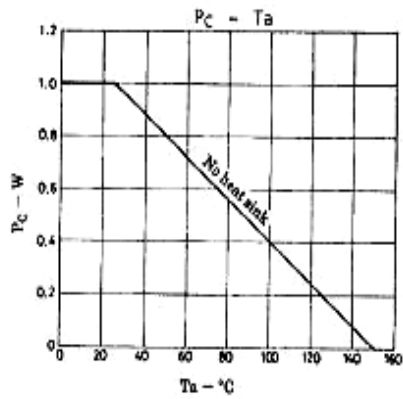
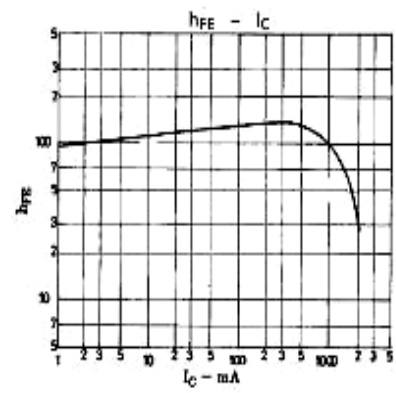
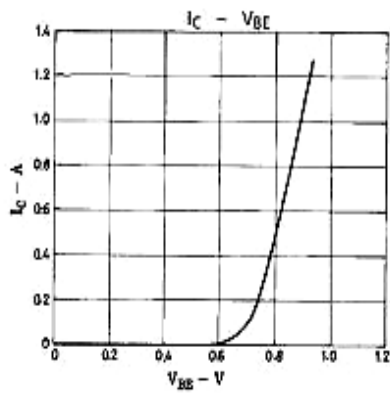
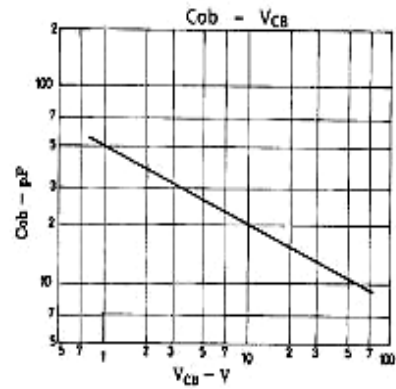
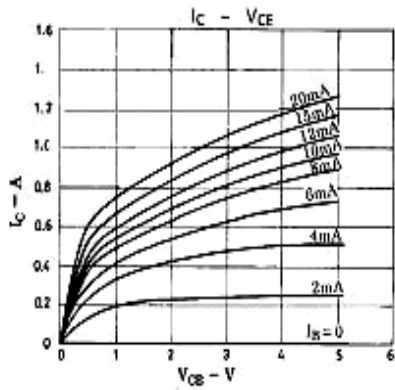
极限参数 / Absolute Maximum Ratings(Ta=25°C)

参数 Parameter	符号 Symbol	数值 Rating	单位 Unit
Collector to Base Voltage	V _{CBO}	120	V
Collector to Emitter Voltage	V _{CEO}	120	V
Emitter to Base Voltage	V _{EBO}	5.0	V
Collector Current - Continuous	I _C	1.0	A
Peak Collector Current	I _{CP}	2.0	A
Collector Power Dissipation	P _C	1.0	W
Junction Temperature	T _J	150	°C
Storage Temperature Range	T _{stg}	-55~150	°C

电性能参数 / Electrical Characteristics(Ta=25°C)

参数 Parameter	符号 Symbol	测试条件 Test Conditions	最小值 Min	典型值 Typ	最大值 Max	单位 Unit
Collector to Base Breakdown Voltage	V _{CBO}	I _C =10μA I _E =0	120			V
Collector to Emitter Breakdown Voltage	V _{CEO}	I _C =1.0mA R _{BE} =∞	120			V
Emitter to Base Breakdown Voltage	V _{EBO}	I _E =10μA I _C =0	5.0			V
Collector Cut-Off Current	I _{CBO}	V _{CB} =50V I _E =0			1.0	μA
Emitter Cut-Off Current	I _{EBO}	V _{EB} =4.0V I _C =0			1.0	μA
DC Current Gain	h _{FE(1)}	V _{CE} =5.0V I _C =50mA	60		320	
	h _{FE(2)}	V _{CE} =5.0V I _C =500mA	20			
Collector to Emitter Saturation Voltage	V _{CE(sat)}	I _C =500mA I _B =50mA		0.15	0.4	V
Base to Emitter Voltage	V _{BE(sat)}	I _C =500mA I _B =50mA		0.85	1.2	V
Transition Frequency	f _T	V _{CE} =10V I _C =50mA		130		MHz
Collector output capacitance	C _{ob}	V _{CB} =10V f=1.0MHz		20		pF

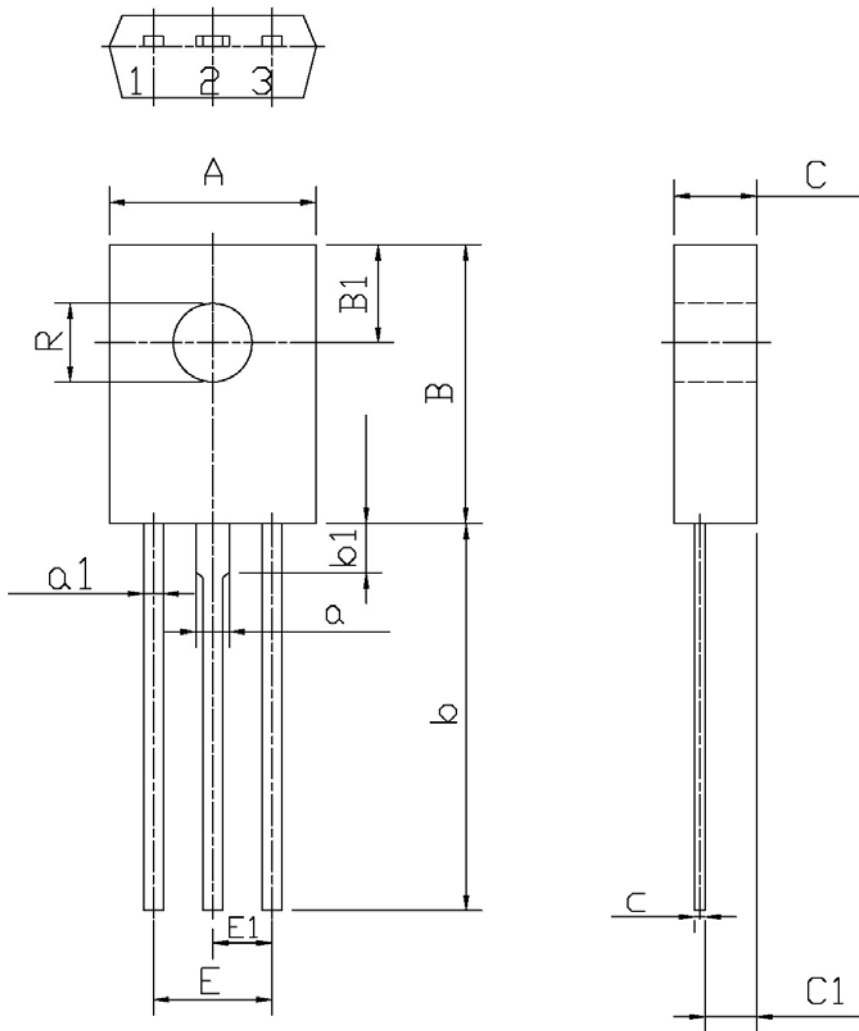
电参数曲线图 / Electrical Characteristic Curve



外形尺寸图 / Package Dimensions

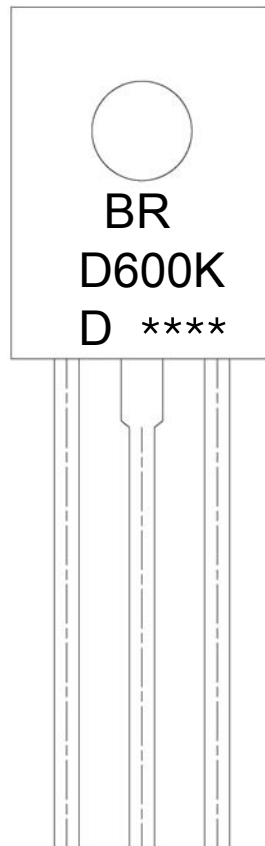
T□-126F

单位: mm



Symbol	Dimensions In Millimeters		Symbol	Dimensions In Millimeters	
	Min	Max		Min	Max
A	7.8	8.2	a1	0.66	0.86
B	10.8	11.2	E	4.4	4.8
B1	3.8	4.2	C	3.1	3.3
R	2.95	3.15	C1	1.9	2.1
b	14	16	c	0.3	0.6
b1	1.9		a	1.27	
E1	2.1	2.5			

印章说明 / Marking Instructions



说明：

BR： 为公司代码

D600K： 为型号代码

D： 为 h_{FE} 分档代码

****： 为生产批号代码，随生产批号变化。

Note:

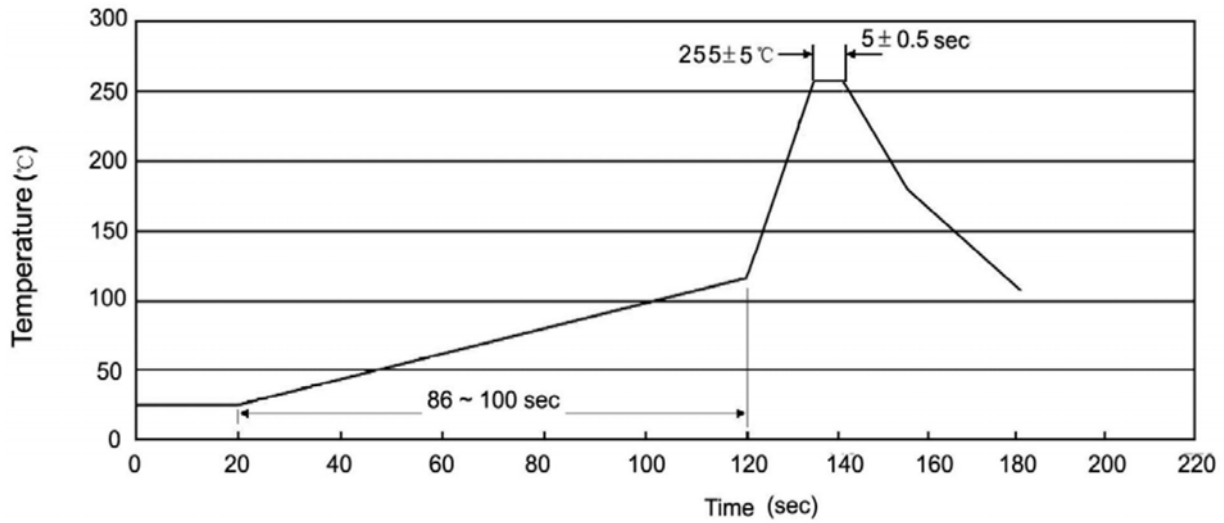
BR: Company Code

D600K: Product Type.

D: h_{FE} Classifications Symbol

****: Lot No. Code, code change with Lot No.

波峰焊温度曲线图(无铅) / Temperature Profile for Dip Soldering(Pb-Free)



说明：

- 1、预热温度 25 ~ 150°C，时间 60 ~ 90sec;
- 2、峰值温度 255±5°C，时间持续为 5±0.5sec;
- 3、焊接制程冷却速度为 2 ~ 10°C/sec.

Note:

- 1.Preheating:25~150°C, Time:60~90sec.
- 2.Peak Temp.:255±5°C, Duration:5±0.5sec.
3. Cooling Speed: 2~10°C/sec.

耐焊接热试验条件 / Resistance to Soldering Heat Test Conditions

温度：270±5°C

时间：10±1 sec.

Temp.:270±5°C

Time:10±1 sec

包装规格 / Packaging SPEC.

散件包装 / BULK

Package Type 封装形式	Units 包装数量					Dimension 包装尺寸 (unit: mm ³)		
	Units/Tube 只/套管	Tubes/Inner Box 套管/盒	Units/Inner Box 只/盒	Inner Boxes/Outer Box 盒/箱	Units/Outer Box 只/箱	Tube 套管	Inner Box 盒	Outer Box 箱
TO-126/F	500	6	3,000	5	15,000	135×190	237×172×102	560×245×195

套管包装 / TUBE

Package Type 封装形式	Units 包装数量					Dimension 包装尺寸 (unit: mm ³)		
	Units/Tube 只/套管	Tubes/Inner Box 套管/盒	Units/Inner Box 只/盒	Inner Boxes/Outer Box 盒/箱	Units/Outer Box 只/箱	Tube 套管	Inner Box 盒	Outer Box 箱
TO-126/F	65	26	1,690	5	8,450	532×31×5.6	555×164×50	575×290×180

使用说明 / Notices