

### 描述 / Descriptions

TO-92 塑封封装 NPN 半导体三极管。Silicon NPN transistor in a TO-92 Plastic Package.

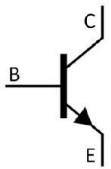
### 特征 / Features

与 2SA1029 互补。  
Complementary pair with 2SA1029.

### 用途 / Applications

用于低频放大。  
Low frequency amplifier r.

### 内部等效电路 / Equivalent Circuit



### 引脚排列 / Pinning



PIN1 : Base      PIN 2 : Collector      PIN 3 : Emitter

### 放大及印章代码 / hFE Classifications & Marking

h <sub>FE</sub> Classifications Symbol	B	C	D
h <sub>FE</sub> Range	100~200	160~320	250~500

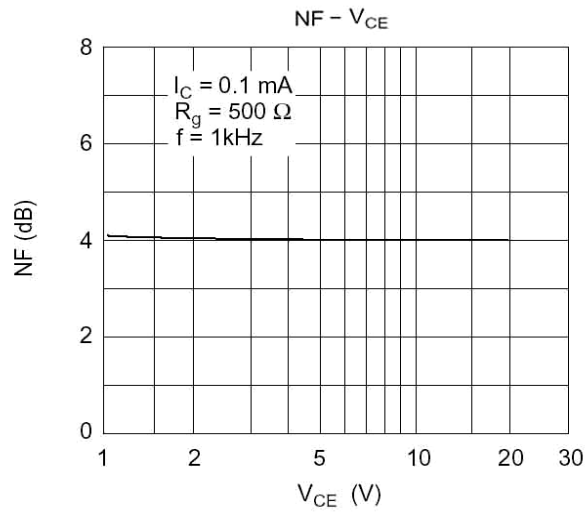
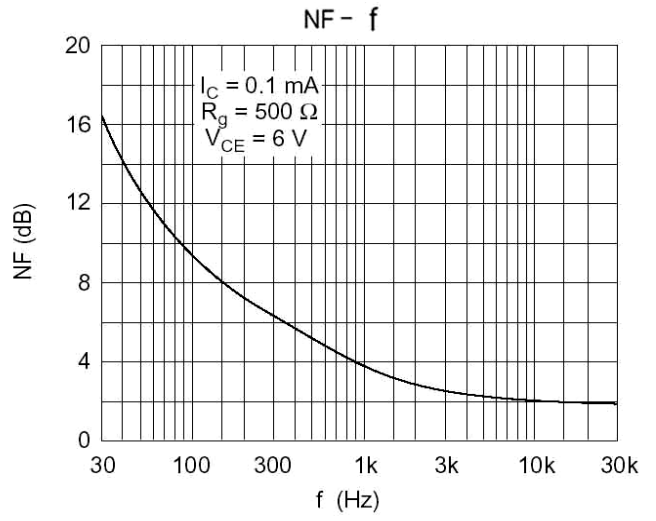
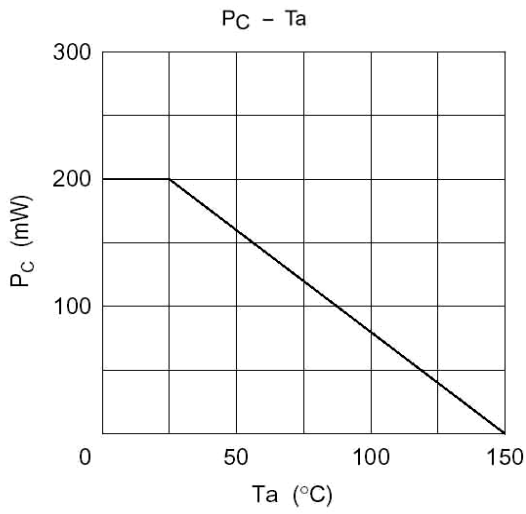
**极限参数 / Absolute Maximum Ratings(Ta=25°C)**

参数 Parameter	符号 Symbol	数值 Rating	单位 Unit
Collector to Base Voltage	$V_{CBO}$	30	V
Collector to Emitter Voltage	$V_{CEO}$	30	V
Emitter to Base Voltage	$V_{EBO}$	5.0	V
Collector Current - Continuous	$I_C$	100	mA
Emitter Current - Continuous	$I_E$	-100	mA
Collector Power Dissipation	$P_C$	200	mW
Junction Temperature	$T_j$	150	°C
Storage Temperature Range	$T_{stg}$	-55~150	°C

**电性能参数 / Electrical Characteristics(Ta=25°C)**

参数 Parameter	符号 Symbol	测试条件 Test Conditions	最小值 Min	典型值 Typ	最大值 Max	单位 Unit
Collector to Base Breakdown Voltage	$V_{CBO}$	$I_C=10\mu A$ $I_E=0$	30			V
Collector to Emitter Breakdown Voltage	$V_{CEO}$	$I_C=1.0mA$ $R_{BE}=\infty$	30			V
Emitter to Base Breakdown Voltage	$V_{EBO}$	$I_E=10\mu A$ $I_C=0$	5.0			V
Collector Cut-Off Current	$I_{CBO}$	$V_{CB}=18V$ $I_E=0$			0.5	$\mu A$
Emitter Cut-Off Current	$I_{EBO}$	$V_{EB}=2.0V$ $I_C=0$			0.5	$\mu A$
DC Current Gain	$h_{FE}$	$V_{CE}=12V$ $I_C=2.0mA$	100		500	
Collector to Emitter Saturation Voltage	$V_{CE(sat)}$	$I_C=10mA$ $I_B=1.0mA$			0.2	V
Base to Emitter Voltage	$V_{BE}$	$V_{CE}=12V$ $I_C=2.0mA$		0.67	0.75	V
Transition Frequency	$f_T$	$V_{CE}=12V$ $I_C=2.0mA$		230		MHz
Collector Output Capacitance	$C_{ob}$	$V_{CB}=10V$ $f=1.0MHz$ $I_E=0$		1.8	3.5	pF
Noise Figure	NF	$V_{CE}=6.0V$ $f=1.0KHz$ $I_C=0.1mA$ $R_g=500\Omega$		4.0	10	dB
Small Signal Input Impedance	$h_{ie}$	$V_{CE}=5.0V$ $f=270Hz$ $I_C=0.1mA$		16.5		K $\Omega$
Small Signal Voltage Feedback Ratio	$h_{re}$	$V_{CE}=5.0V$ $f=270Hz$ $I_C=0.1mA$		70		$\times 10^{-6}$
Small Signal Current Feedback Ratio	$h_{fe}$	$V_{CE}=5.0V$ $f=270Hz$ $I_C=0.1mA$		130		
Small Signal Output Admittance	$h_{oe}$	$V_{CE}=5.0V$ $f=270Hz$ $I_C=0.1mA$		11		$\mu S$

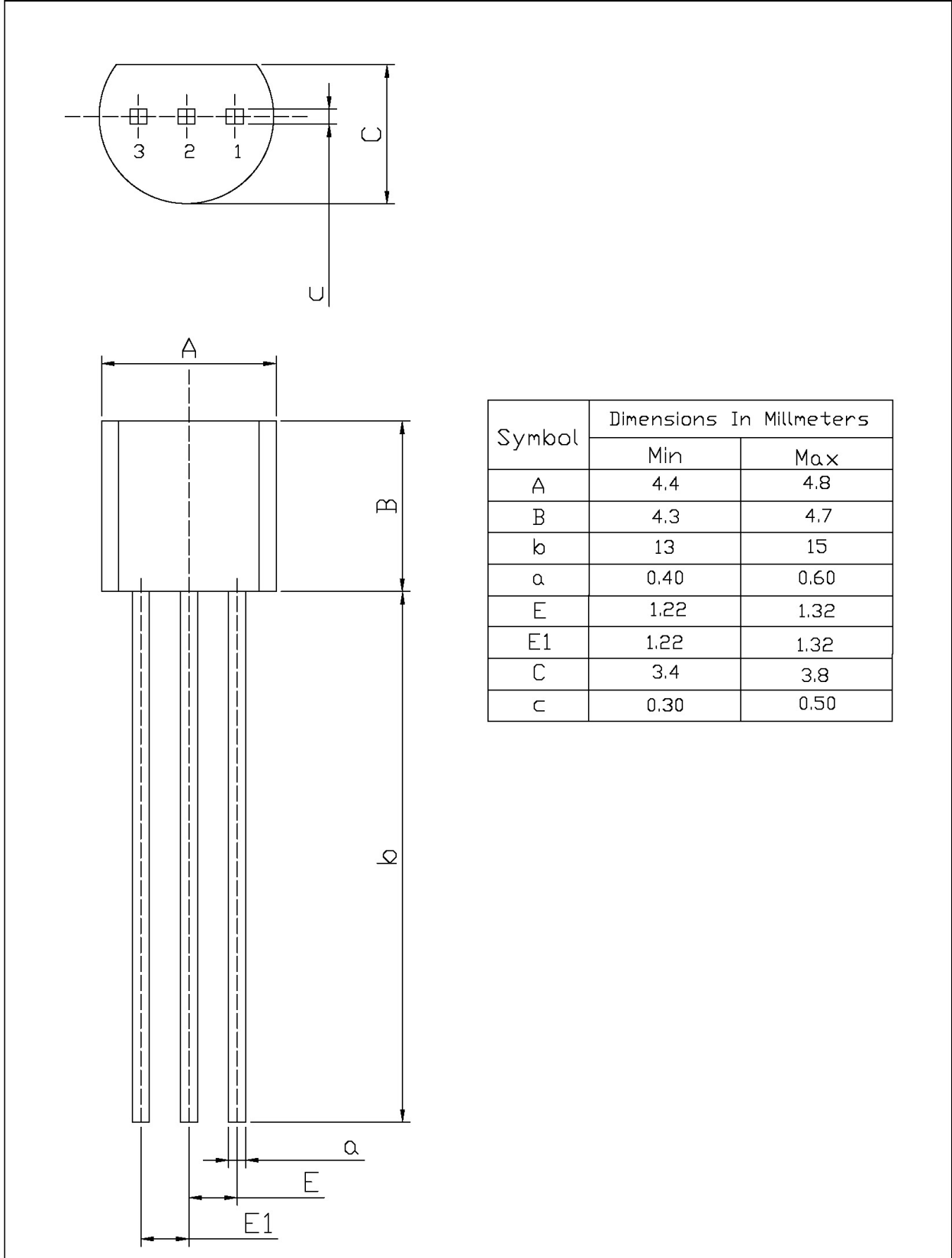
电参数曲线图 / Electrical Characteristic Curve



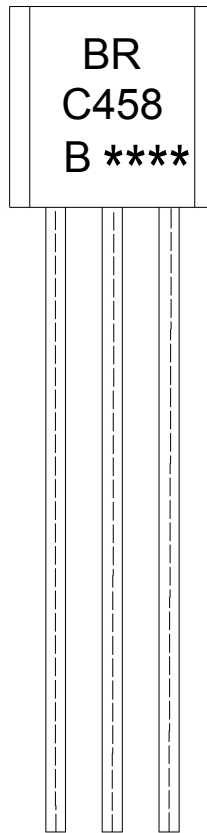
外形尺寸图 / Package Dimensions

T0-92

Unit: mm



印章说明 / Marking Instructions



说明：

BR: 为公司代码

C458 : 为型号代码

B: 为  $h_{FE}$  分档代码

\*\*\*\* : 为生产批号代码，随生产批号变化。

Note:

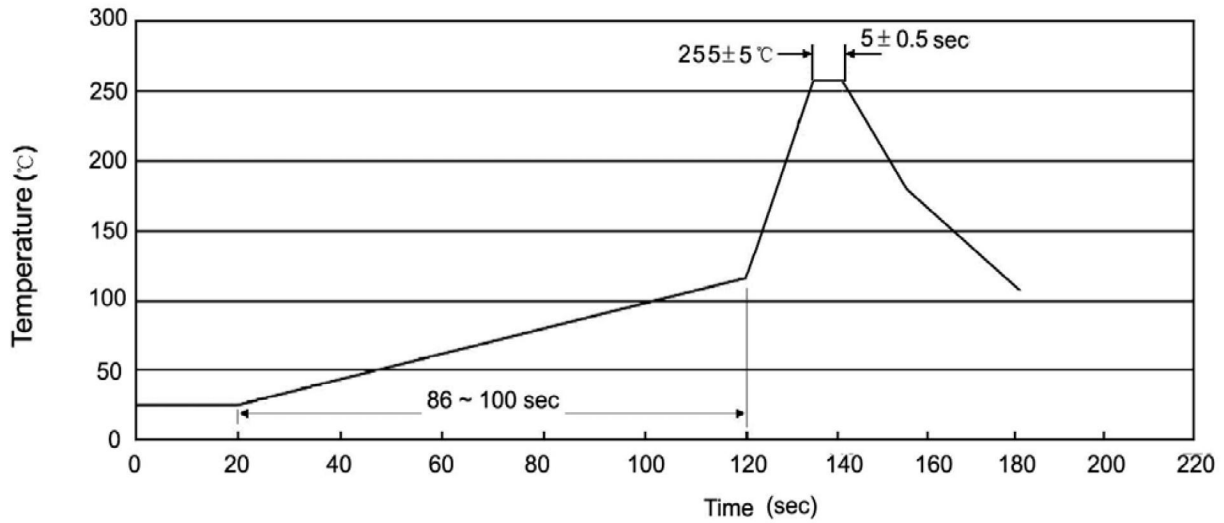
BR: Company Code.

C458: Product Type.

B:  $h_{FE}$  Classifications Symbol

\*\*\*\*: Lot No. Code,code change with Lot No.

**波峰焊温度曲线图(无铅) / Temperature Profile for Dip Soldering(Pb-Free)**



说明：

- 1、预热温度 25 ~ 150°C，时间 60 ~ 90sec;
- 2、峰值温度 255±5°C，时间持续为 5±0.5sec;
- 3、焊接制程冷却速度为 2 ~ 10°C/sec.

Note:

- 1.Preheating:25~150°C, Time:60~90sec.
- 2.Peak Temp.:255±5°C, Duration:5±0.5sec.
3. Cooling Speed: 2~10°C/sec.

**耐焊接热试验条件 / Resistance to Soldering Heat Test Conditions**

温度：270±5°C

时间：10±1 sec.

Temp:270±5°C

Time:10±1 sec

**包装规格 / Packaging SPEC.**

散件包装 / BULK

Package Type 封装形式	Units 包装数量					Dimension 包装尺寸 (unit: mm3)		
	Units/Bag 只/袋	Bags/Inner Box 袋/盒	Units/Inner Box 只/盒	Inner Boxes/Outer Box 盒/箱	Units/Outer Box 只/箱	Bag 袋	Inner Box 盒	Outer Box 箱
TO-92	1,000	10	10,000	5	50,000	135×190	237×172×102	560×245×195
	1,000	10	10,000	10	100,000	135×190	237×172×102	560×245×375

编带包装 / AMMO

Package Type 封装形式	Units 包装数量					Dimension 包装尺寸 (unit: mm3)	
	Units/tape 只/纸带	Tape/Inner Box 纸带/盒	Rows/Inner Box 纸带层/盒	Inner Boxes/Outer Box 盒/箱	Units/Outer Box 只/箱	Inner Box 盒	Outer Box 箱
TO-92	3,000	1	120	10	30,000	328×230×42	小箱 480×346×235, 大箱 547×407×268

**使用说明 / Notices**